

# OH Leoben | UserGuide „MU-Online“

The so-called MU-Online is the information system for the administration of your studies. In MU-Online you can make all important settings and register for lectures & exams.

To access MU-Online, please enter the following Internet address in your browser:

<http://online.unileoben.ac.at>

The MU-Online homepage will appear (see Fig. 1).

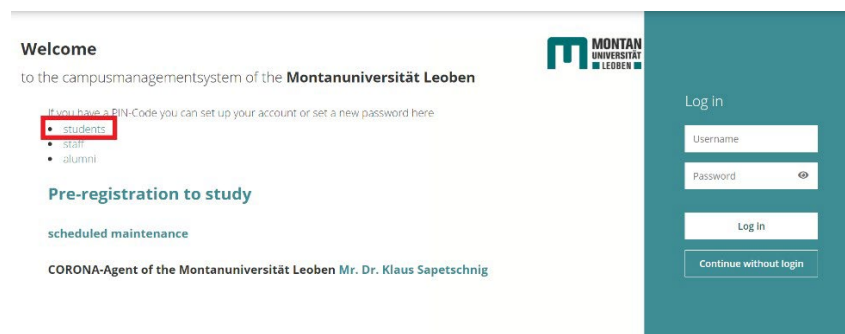


Fig. 1: Start page of the MU-Online (not logged in)

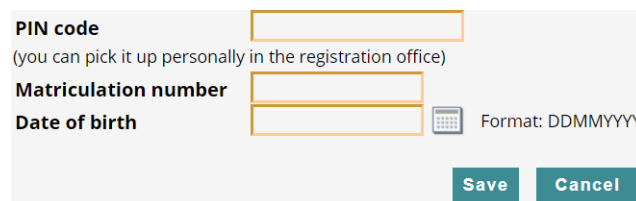
The image shows a registration form with three input fields: 'PIN code', 'Matriculation number', and 'Date of birth'. The 'Date of birth' field has a calendar icon and the text 'Format: DDMMYYYY'. At the bottom of the form, there are two buttons: 'Save' and 'Cancel'.

Fig.2: PIN – Code entry (first time registration)

**IMPORTANT:** The following steps will only work once the tuition fee has arrived at our account. When transferring money via e-banking, you must also always enter your customer data.

For the first account activation please choose the link "Students". On the login screen that appears, you will need to enter 3 parameters to activate your account (see fig. 2):

1. PIN code: The PIN code was printed out for you when you enrolled.

2. Your matriculation number: You will find this on your student ID card under your photo. It reads, for example: "020300999".

3. Your date of birth, which must be entered in the format DDMMYYYY (without dots in between). If these parameters have been entered correctly, the page for "Account activation" will appear. Here you must enter a freely selectable, personal password, which you can use to access your account in the future.

**Important: Remember this password!**

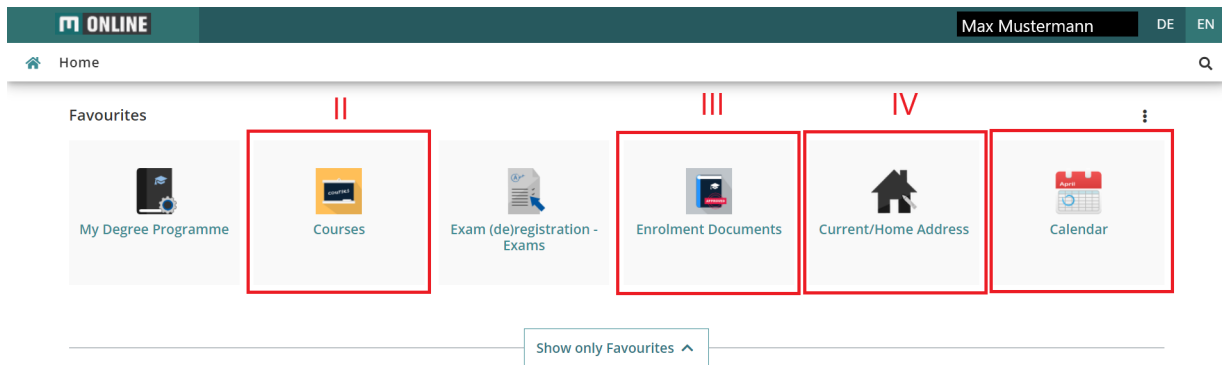


Fig.3: Frontpage MU-Online

We would like to give you a short overview of the most important functions of MU-Online.

**I: Maximilian Mustermann:**

Your name in the upper right corner acts as a link to the MU-Online homepage.

**II: Course:**

Clicking on this button will take you to a list of all the courses you have registered for. You can also see which courses you have taken in previous semesters.

**III: Study confirmation:**

If you need a study confirmation (e.g., for the tax office), you can print it out yourself here. The document is digitally signed and therefore does not need to be stamped.

**IV: Study or Home Address:**

Have you changed address? Then you can update your address by yourself here. This is important because we will send you letters and other information concerning your studies on a regular basis.

**V: Calendar:**

The schedule provides you with an overview of when which course you have registered for will take place.

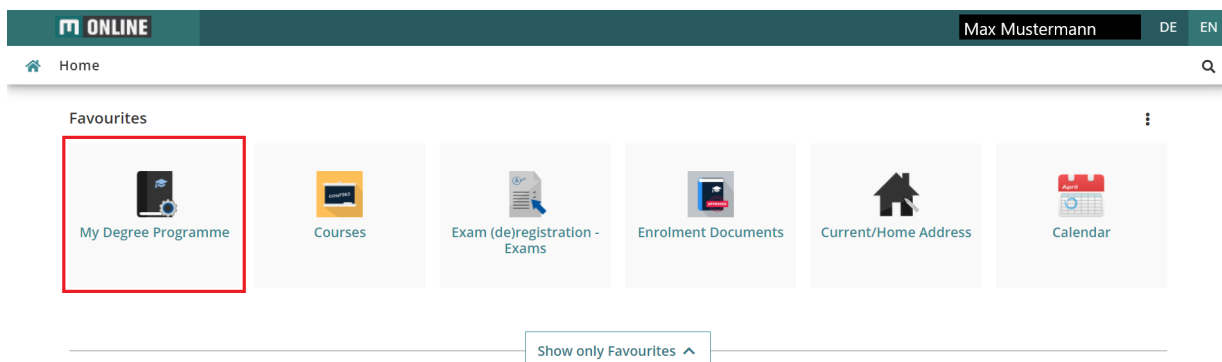


Fig.4: My Degree Programme

After you have successfully activated your account, you must register for the courses in the online system. The easiest way to do this, is to follow the instructions below. Click on the menu item "My Degree Programme" in the favourites area (fig. 4). For a clearer view we recommend the semester plan. You can click on the semester of your choice (see fig. 5) and the study plan of the selected semester will appear.

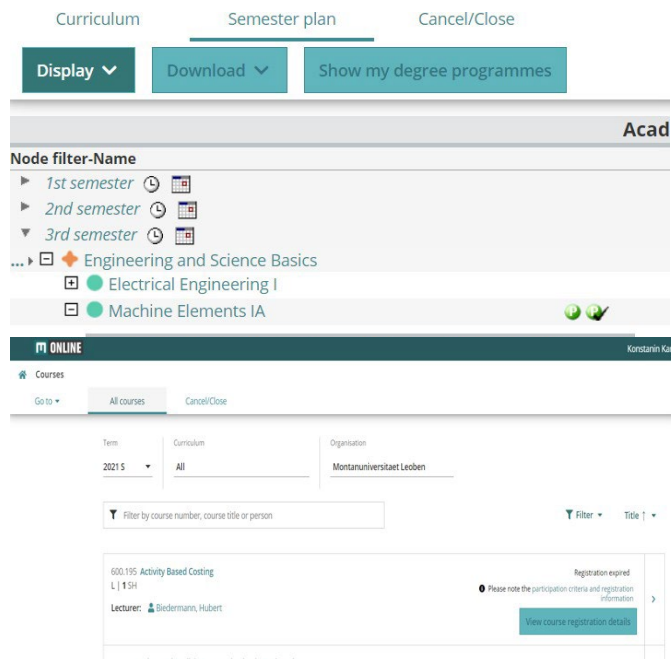


Fig.5: Semester of choice

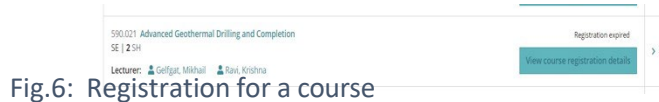


Fig.6: Registration for a course

To register for the respective course, please click on the green "T" (see fig. 5).

After clicking on the green "T", you will be redirected to the window "Registration for courses" (see fig. 6).

There you have to click on "Register". As known from various operating systems, you also have to confirm some entries several times in MU-Online. For this reason, you must also confirm the pop-up with OK.

**Important:** Especially for exercises, there are between 10 and 20 different exercise groups to choose from in the first semester. The individual groups differ in terms of the lecturers, the location and, above all, the date and time.

To avoid scheduling conflicts in your calendar, when registering for an exercise, first check to see if it overlaps with another exercise session.

An important and very useful function of the MU-Online we would not like to withhold from you: The search function. You can look up the contact details of university staff as well as search for rooms and organizations of Montanuniversität.

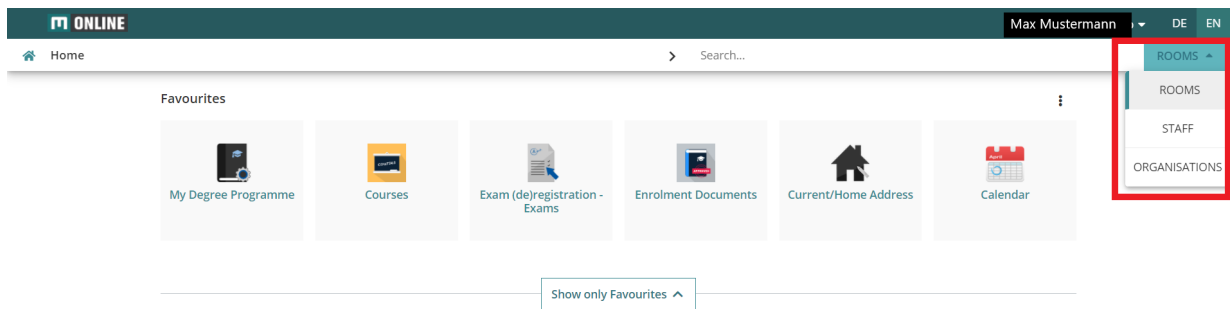


Fig.7: Search

If you have any further questions about MU-Online or about the study program in general, please feel free to contact us at any time ([vorsitz@oeh.unileoben.ac.at](mailto:vorsitz@oeh.unileoben.ac.at)).

For technical questions, please contact the central IT service of the university (ZID).





Additionally, we would like to point out that as a student at the University of Leoben you have your own email address. This is composed of first name (-second first name).familyname@stud.unileoben.ac.at. You can access this email address via Studmail or via the following link: <https://studmail.unileoben.ac.at/login.php#/login.php>.

The password is the same as for your MU-Online access.

Studmail

MONTAN  
UNIVERSITÄT  
WWW.UNILEOBEN.AC.AT

Benutzername  
Passwort  
Modus  
Automatisch  
Sprache  
Deutsch  
Anmelden

Montanuniversität Leoben  
Franz-Josef-Straße 18  
ZID-Callcenter: 03842/ 402 7510  
Mail: betreuer@unileoben.ac.at  
FAQ: wichtige Hinweise zur Nutzung

Abb.8: Login Studmail

### **Studo:**

An additional service offered by ÖH-Leoben is the Pro version of the Studo App. It connects directly with your MU-Online and your emails. So, you have your grades, calendar with your courses and much more always collected. The app is available free of charge for your smartphones as well as tablets and laptops. In this app, you only have to follow the login procedure and you will automatically get the Pro access.



In addition to MU-Online, another online tool is used in many courses at Montanuniversität: Moodle. In Moodle, special "register cards" are created for the respective courses. The lecturers can upload all kinds of information and teaching material as well as online certificates and exams. How exactly Moodle is used can vary depending on the lecturer. It is important to note that you do not have to register separately but are automatically added to the respective course on Moodle when you register for a course on MU-Online. Again, your access data is the same as for MU-Online (matriculation number and respective password). Access:

<https://moodle.unileoben.ac.at/login/index.php>

moodle Montanuniversität Leoben

Anmeldename [Kennwort vergessen?](#)

Kennwort [Cookies müssen aktiviert sein!](#)

Anmeldnamen merken

Login

Sie sind nicht angemeldet.  
[Startseite](#)  
[Hilfe](#) [Datenschutz](#) [Moodle](#)

Fig.9: Login Moodle

Meine Kurse

[Mechanik IB WS 21/22](#)

1.Teil: Weiterführende Kapitel der Festigkeitslehre als Fortsetzung der Mechanik IA: Wiederholung des Spannungs- und Verzerrungsbegriffs, Verzerrungs- und Ergänzungsenergie, Energiemethoden, Satz von Castigliano, Schubspannungen zufolge Querkraft, Schubmittelpunkt, Torsion von Stäben mit beliebigem Profil.

2.Teil: Grundbegriffe der Dynamik: Kinematik des Massepunkts, Kinematik starrer Körper, Newtonschen Gesetze, Massenträgheitsmoment, Kinetische Grundgleichungen, Schwerpunktsatz, Drallsatz, Schwingungen.

Vortragender: Thomas Antretter

[UE Mechanik IB - WS21/22 - Grp 03](#)

Trainer/in: Wolfgang Flachberger

1.Teil: Weiterführende Kapitel der Festigkeitslehre als Fortsetzung der Mechanik IA: Wiederholung des Spannungs- und Verzerrungsbegriffs, Verzerrungs- und Ergänzungsenergie, Energiemethoden, Satz von Castigliano, Schubspannungen zufolge Querkraft, Schubmittelpunkt, Torsion von Stäben mit beliebigem Profil.

Fig.10: Overview Moodle



There are also many extracurricular offerings at Montanuniversität. Many of them are offered by the University Sports Institute (USI). For this, you have to create an account on the website of the USI and then you can register for the respective courses. Link to registration:

<https://usionline.unileoben.ac.at/usiweb/login>

**KURSANGEBOT SS 2022**  
**MY USI DATA - LOGIN**  
**LOGIN MY USI DATA**

Home  
Kursangebot  
Online Kursanmeldung  
Warenkorb  
Meine Kurse  
Meine Daten  
Mein Passwort ändern

## LOGIN

Willkommen bei MY USI DATA // Welcome to MY USI DATA

E-Mail-Adresse (registrierte USI oder MUL Email-Adr):

Haben Sie bereits ein Passwort für MY USI DATA? Do you already have a password for MY USI DATA?

Nein, ich bin jedoch am USI Leoben oder an der MUL mit einer E-Mail-Adresse registriert // No, but I am registered with my USI/MUL email address

Ja, ich möchte ein neues Passwort per E-Mail zugeschickt bekommen / Yes, send me a new password via email

Ja, mein MY USI DATA Passwort lautet: / Yes, MY USI DATA password:

Falls Sie als Absolventin der MUL bzw. als Studierende(r) einer sonstigen UNI/FH/PADAK noch nicht am USI Leoben registriert sind, **können Sie sich hier registrieren**

Leider gibt es für EXTERNE (unfremde) Personen keinen Zugang zu unseren Sportkursen.

Fig.11: Registration and Login USI

Once logged in, you can browse through the courses offered under "Course Offerings" and then register for the respective course under "Online Course Registration".

To do this, search for your course with the official name and select the course (note: there are often several dates!) for which you would like to register. You will then be redirected to the course name. Here you select "add to shopping cart" and then pay the course fees. The category you belong to will be selected automatically.

Please note that the demand for some courses is very high and they can be booked out quickly. You can, of course, also register for the courses at the USI in the registration window.

**KURSANGEBOT SS 2022**  
Montan-Sportmix  
Montan-Fitbasics  
Montan-Ballsport/Rückschlagspiele  
Badminton  
Balthockey  
Basketball  
Beachvolleyball  
Hallenfußball  
Rugby (auch für Einsteiger)  
Spikeball  
Tennis  
Volleyball  
Montan-Vital & Relax  
Montan-Camps & Specials  
Segeln  
USI ONLINE KURSE  
**MY USI DATA - LOGIN**  
**LOGIN MY USI DATA**

## SPIKEBALL

MSc. Roman Rubinigg

Kursnummer: 210  
Semester: Sommersemester 2022  
Kursbeginn: 07.03.2022  
Zeit/Ort: Di 18:00-19:30 / Europagymnasium (Saal 1)  
Freie Plätze: 1  
  
Tarif A: 10,00  
Kosten: Tarif B: 34,50  
Tarif C: 46,00

Weitere Infos: **Spikeball-Basics: <https://www.youtube.com/watch?v=tc1pEqCGWnw>**

Kurzbeschreibung:  
Die Spikeball Regeln in 30 Sekunden:  
Spikeball wird regeltechnisch gespielt wie Volleyball. 2 Teams mit je 2 Spielern spielen gegeneinander. Das Spielfeld ist nicht auf eine Seite begrenzt sondern für beide Teams gleichermaßen 360 Grad groß. Alle Arten der Ball-Berührungen sind erlaubt. Jedes Team hat pro Angriff 3 Ballkontakte (weniger als 3 Berührungen sind erlaubt). Der Ball muss nach dem Angriff vom Netz runterspringen. Gegnerische Spieler dürfen nicht behindert werden. Alles klar? Wunderbar. Dann ist es jetzt an der Zeit unseren Kurs zu inskribieren und Spaß zu haben!  
Spikeball rules in 30 seconds:  
Spikeball is played like volleyball. 2 teams with 2 players each play against each other. The playing field is not limited to one side but is equally 360 degrees for both teams. All kinds of ball touches are allowed. Each team has 3 ball contacts per attack (less than 3 touches are allowed). The ball must bounce off the net after the attack.  
Got it? Great. Then now it's time to enroll in our course and have fun!

Fig.12: Example Spikeballcourse



In addition to the sporting activities, there is also the possibility of further linguistic and rhetorical training. For this purpose, the Center for Language Education and Culture (ZSBK) offers various courses. Registration for these courses is done via MU-Online, just like for any other course. You can find more information about paying the course fees on the website of the ZSBK or here: <https://zsbk.unileoben.ac.at>

The screenshot shows a web browser window with the URL [zsbk.unileoben.ac.at](https://zsbk.unileoben.ac.at). The page header includes the Montanuniversität Leoben logo and navigation links: Home, Institut, Programm, Inskription, and Mehr. The main content area is titled "Kursbeitrag" and provides the following information:

Überweisung der Kursgebühr auf folgendes Konto:  
Steiermärkische Sparkasse  
Empfänger: ZSBK Montanuniversität Leoben  
IBAN: AT61 2081 5000 4126 9531  
BIC: STSPAT2GXXX  
Bitte unbedingt Kursnummer + Matrikelnummer im Feld "Verwendungszweck" angeben

Die Kosten pro Kurs richten sich nach Kursdauer und -aufwand:

Für Studierende:

- 4 ECTS: € 50,-
- 3 ECTS: € 45,-
- 2 ECTS: € 35,-
- 1 ECTS: € 35,-
- 0,53 ECTS: € 25,-

Für Bedienstete:

- 4 ECTS: € 120,-
- 3 ECTS: € 100,-

Fig.13: Overview Prices 2022